



### Model number

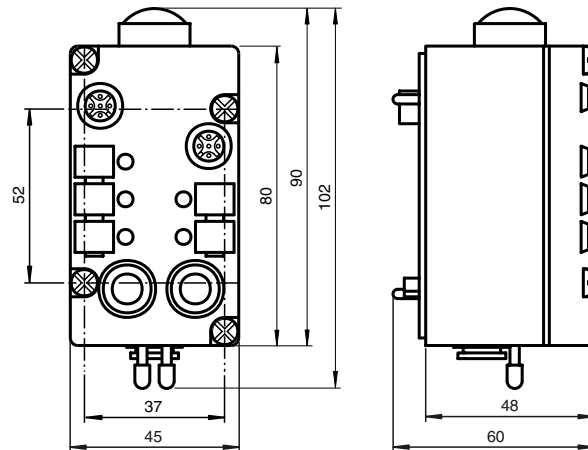
**VAA-2EA-G1-ZE/P-S**

Pneumatic module  
2 inputs/2 pneumatic outputs

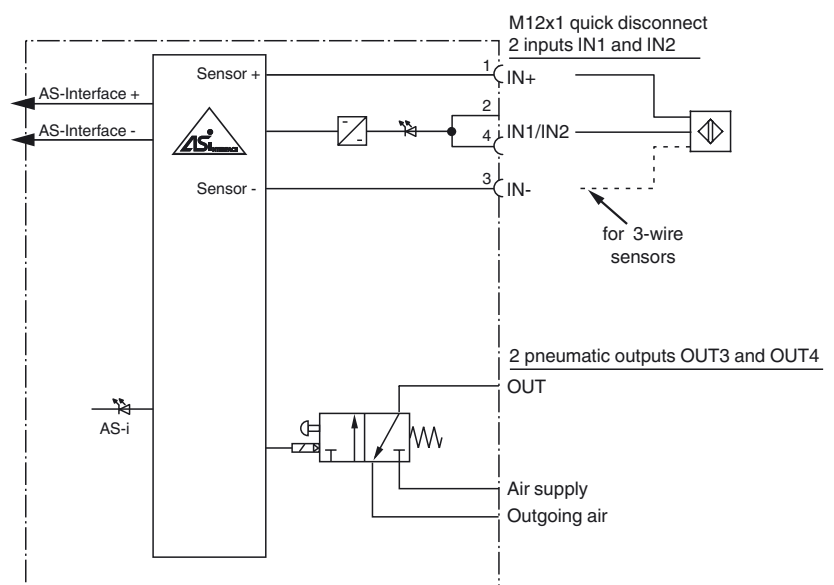
### Features

- AS-Interface certificate
- Degree of protection IP65
- Flat or round cable connection (via standardized EMS base, not included with delivery)
- Cable piercing method for flat cable
- Inputs for 2- and 3-wire sensors
- Function display for bus, inputs and outputs
- Direct connection of pneumatic cylinders

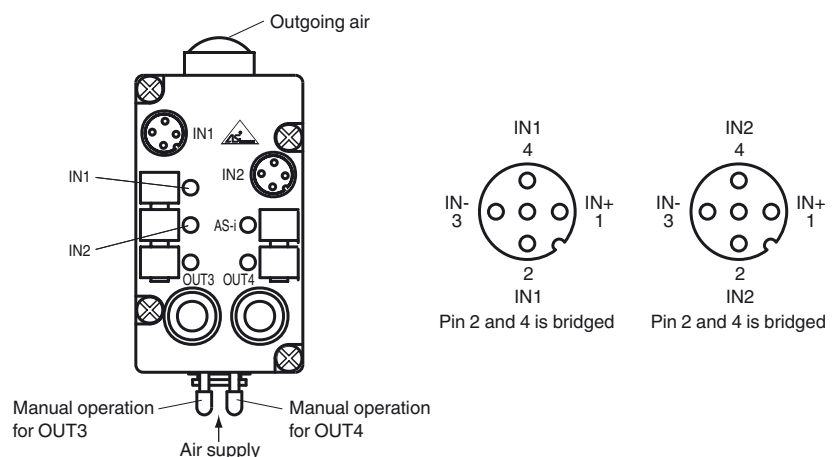
### Dimensions



### Electrical connection



### Indicating / Operating means



**Technical data****General specifications**

Slave type	Standard slave
------------	----------------

**Indicators/operating means**

LED AS-i	AS-Interface voltage; LED green
LED IN	switching state (input); 2 LED yellow
LED OUT	Switching state (output); 2 LED yellow

**Electrical specifications**

Rated operating voltage	$U_e$	26.5 ... 31.6 V from AS-Interface
Rated operating current	$I_e$	≤ 45 mA (without sensors)

**Input**

Number/Type	2 inputs for 2- or 3-wire sensors (PNP), DC
Supply	from AS-Interface
Current loading capacity	≤ 100 mA, short-circuit protected
Switching point	OFF: ≤ 1.5 mA ON: ≥ 5 mA, ≥ 10 V

**Output**

Number/Type	2 pneumatic outputs with separated 3/2-way valves
-------------	---

**Pneumatic output**

Venting guide	Sinter filter
Compressed air	2 ... 8 bar, filtered (5 µm), oiled or unoiled compressed air
Air throughput	400 l/min
Valve cross-section	5 mm

**Directive conformity**

Electromagnetic compatibility	
Directive 2014/30/EU	EN 62026-2:2013

**Standard conformity**

Degree of protection	EN 60529:2000
AS-Interface	EN 62026-2:2013

**Programming instructions**

Profile	S-3.F
IO code	3
ID code	F
ID1 code	F
ID2 code	F

Data bits (function via AS-Interface)	input	output
D0	IN1	-
D1	IN2	-
D2	-	OUT3
D3	-	OUT4

**Parameter bits (programmable via AS-i) function**

P0	not used
P1	not used
P2	not used
P3	not used

**Ambient conditions**

Ambient temperature	0 ... 55 °C (32 ... 131 °F)
Storage temperature	-20 ... 55 °C (-4 ... 131 °F)

**Mechanical specifications**

Degree of protection	IP65 according to EN 60529
Connection	cable piercing method or terminals flat cable or standard round cable inputs: M12 x 1 quick disconnect outputs: plug-in hose connector (8 mm)
Mass	approx. 200 g
Mounting	DIN rail or screw mounting

**Function**

The VAA-2EA-G1-ZE/P-S module has 2 inputs for 2- or 3-wire sensors and 2 pneumatic outputs with a high air throughput rate for direct control of pneumatic drives in the field. Two separate 3/2-way valves are integrated in the module. The valve as well as the sensors connected to the module are supplied via the bus cable.

Sensors are connected to the module with a M12 x 1 quick disconnect, and standard hose plug connectors (LEGRIS LF 3000, 8 mm) connect the outputs to the pneumatic drive.

Various bases are available for the module. Use the U-G1F base to connect to the AS-Interface flat cable, and use the U-G1P base to connect to the round cable.

The output modules must often be mounted in series with the pneumatic module. The outputs of the output modules are supplied externally with power. When this power is transferred through a flat cable, the power cable must be installed in the base of the pneumatic module. The U-G1FF base should be used in this case. The VAA-2EA-G1-ZE/P-S uses the AS-Interface cable instead of the power cable.

**Advice:**

Program slave address before installation (preadjust to 0).

Medium: filtered (5 µm), oiled or unoiled compressed air (2 to 8 bar).

**Warning:**

Hazardous voltage can cause electrical shock and burns. Disconnect power before proceeding with any work on this equipment.

**Accessories****VBP-HH1-V3.0-KIT**

AS-Interface Handheld with accessory

**VBP-HH1-V3.0**

AS-Interface Handheld

**Matching system components****U-G1F**

AS-Interface module mounting base for connection to flat cable (AS-Interface)

**U-G1P**

AS-Interface module mounting base for connection to round cable (AS-Interface)

**U-G1FA**

AS-Interface module mounting base with addressing jack for connection to flat cable (AS-Interface)

## Notes

## Examples for functions of the AS-Interface Airbox

